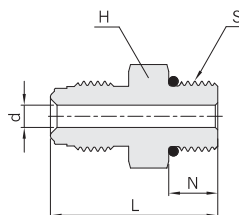


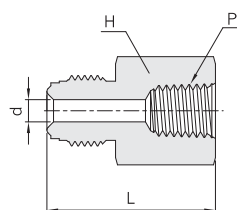
Straight thread O-Ring Seal Male Connector
H-ZSC



| Part No. | ZCR Size | d | | L | | N | | H | S Straight Thread | O-Ring Uniform Size | Working Pressure psig (bar) | | |
|------------|----------|-------|------|------|------|-----|------|------|----------------------|---------------------|-----------------------------|------|------------|
| | | mm | in. | mm | in. | mm | in. | | | | in. | NI | SS |
| H-ZSC4- 6U | 1/4 | 4.55 | 0.18 | 33.8 | 1.33 | 9.9 | 0.39 | 3/4 | 9/16-18 | -906 | 4500 (310) | | |
| H-ZSC8- 6U | 1/2 | 10.14 | 0.40 | 37.6 | 1.48 | | | 1 | | | 7/8-14 | -910 | 3500 (241) |
| H-ZSC8-10U | | | | | | | 42.2 | 1.66 | | | | | |

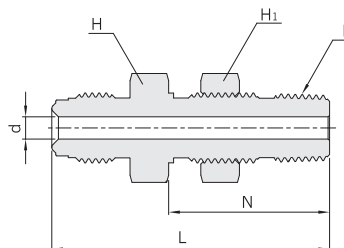
Note : Standard O-Ring is viton other materials are available upon request.

Female NPT Connector
H-ZFC



| Part No. | ZCR Size | d | | L | | H | P NPT | Working Pressure psig (bar) | | |
|-------------|----------|-------|------|------|------|--------|----------|-----------------------------|------------|------------|
| | | mm | in. | mm | in. | | | in. | NI | SS |
| H-ZFC 2- 1N | 1/8 | 2.30 | 0.09 | 27.9 | 1.10 | 7/16 | 1/16 | 6700 (461) | | |
| H-ZFC 2- 2N | | | | 30.2 | 1.19 | 9/16 | | 6500 (447) | | |
| H-ZFC 4- 2N | 1/4 | 4.55 | 0.18 | 35.8 | 1.41 | 5/8 | 1/4 | 8000 (551) | 6400 (440) | |
| H-ZFC 4- 4N | | | | 39.1 | 1.54 | 3/4 | | 6600 (454) | 5200 (358) | |
| H-ZFC 8- 6N | 1/2 | 10.14 | 0.40 | 44.7 | 1.76 | 15/16 | 3/8 | 3500 (241) | 4300 (296) | 2800 (192) |
| H-ZFC 8- 8N | | | | 50.5 | 1.99 | 1 1/16 | | 1/2 | | |
| H-ZFC12-12N | 3/4 | 15.70 | 0.62 | 59.9 | 2.36 | 1 5/16 | 3/4 | 3000 (206) | 3700 (254) | 2400 (165) |
| H-ZFC16-16N | 1 | 22.10 | 0.87 | 63.8 | 2.51 | 1 5/8 | 1 | 2400 (165) | 3000 (206) | 1900 (130) |

Bulkhead Male Connector
H-ZBMC



| Part No. | ZCR Size | d | | L | | N | | H | H1 | P NPT | Panel Hole size | | Max. Panel Thickness | Working Pressure psig (bar) | | | |
|------------|----------|-------|------|------|------|------|------|-------|-------|----------|-----------------|------------|----------------------|-----------------------------|------------|------------|--|
| | | mm | in. | mm | in. | mm | in. | | | | mm | in. | | NI | SS | CU | |
| H-ZBMC4-4N | 1/4 | 4.55 | 0.18 | 56.1 | 2.21 | 31.5 | 1.24 | 13/16 | 13/16 | 1/4 | 16.7 | 0.66 | 9.6 | 0.38 | 8000 (551) | 6400 (440) | |
| H-ZBMC8-4N | 1/2 | 10.14 | 0.40 | 59.4 | 2.34 | | | 15/16 | | | 3500 (241) | 4370 (301) | 2800 (192) | | | | |

Dimensions are reference only, subject to change.