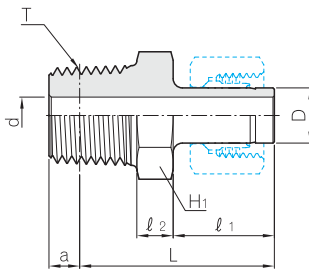


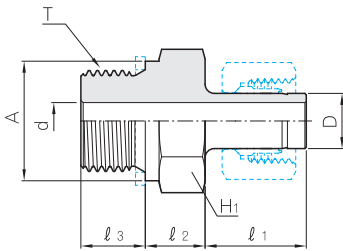
Tube Fittings

Adapter BA-R

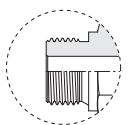


Part No.	Tube O.D.		(PT) T	d	Basic Gauge length a	Width across flat H	ℓ	ℓ ₁	Approx. L
	D								
BA 06 - 01R	6		1/8	3	3.97	12	6	20	32.0
BA 08 - 02R	8		1/4	5	6.01	14	7	20	35.0
BA 10 - 02R	10		1/4	6	6.01	14	7	21	36.0
BA 10 - 03R	10		3/8	6	6.35	19	7	21	36.5
BA 12 - 02R	12		1/4	7	6.01	14	7	22	37.0
BA 12 - 03R	12		3/8	8	6.35	19	7	22	37.5
BA 15 - 03R	15		3/8	8	6.35	19	8	24	40.5
BA 15 - 04R	15		1/2	10	8.16	22	8	24	43.0
BA 16 - 04R	16		1/2	11	8.16	22	8	24	43.0
BA 18 - 04R	18		1/2	12	8.16	22	8	24	43.0
BA 20 - 06R	20		3/4	14	9.53	27	10	25	46.5
BA 22 - 06R	22		3/4	14	9.53	27	10	26	47.5
BA 25 - 06R	25		3/4	16	9.53	27	10	28	49.5
BA 25 - 08R	25		1	17	10.39	36	11	28	52.5
BA 28 - 08R	28		1	18	10.39	36	11	28	52.5
BA 30 - 08R	30		1	20	10.39	36	11	29	53.5
BA 30 - 10R	30		1 1/4	20	12.70	46	12	29	55.0
BA 32 - 10R	32		1 1/4	22	12.70	46	12	30	56.0
BA 38 - 12R	38		1 1/2	26	12.70	50	14	36	64.5
BA 40 - 12R	40		1 1/2	28	12.70	50	14	36	64.0
BA 50 - 16R	50		2	34	15.88	65	20	37	72.0
BA 81 - 02R	1/8	10.5	1/4	6	6.01	14	7	21	36.0
BA 82 - 03R	1/4	13.8	3/8	9	6.35	19	8	22	38.5
BA 83 - 04R	3/8	17.3	1/2	11	8.16	22	8	24	43.0
BA 84 - 06R	1/2	21.7	3/4	14	9.53	27	10	26	47.5
BA 85 - 08R	3/4	27.2	1	18	10.39	36	11	28	52.5
BA 86 - 10R	1	34.0	1 1/4	23	12.70	46	12	33	59.0
BA 87 - 12R	1 1/4	42.7	1 1/2	29	12.70	50	17	36	67.0
BA 88 - 16R	1 1/2	48.6	2	33	15.88	65	20	37	72.0

Adapter BA-G



Male stud form B
sealing by copper
gasket.



Male stud form A
sealing by o-ring
and bonded seal

Part No.	Tube O.D.		(PF) T	d	Width across flat H	A	Approx.		
	D						ℓ ₁	ℓ ₂	ℓ ₃
BA 06 - 01G	6		1/8	3	14	14.0	20	8	8
BA 08 - 02G	8		1/4	5	19	18.0	20	9	12
BA 10 - 02G	10		1/4	6	19	18.0	21	9	12
BA 10 - 03G	10		3/8	6	22	21.5	21	10	12
BA 12 - 02G	12		1/4	7	19	18.0	22	9	12
BA 12 - 03G	12		3/8	8	22	21.5	22	10	12
BA 15 - 03G	15		3/8	8	22	21.5	24	10	12
BA 15 - 04G	15		1/2	10	27	25.5	24	13	14
BA 16 - 04G	16		1/2	11	27	25.5	24	13	14
BA 18 - 04G	18		1/2	12	27	25.5	24	13	14
BA 20 - 06G	20		3/4	14	32	31.5	25	16	16
BA 22 - 06G	22		3/4	14	32	31.5	26	16	16
BA 25 - 06G	25		3/4	16	32	31.5	28	16	16
BA 25 - 08G	25		1	17	41	38.0	28	18	18
BA 28 - 08G	28		1	18	41	38.0	28	18	18
BA 30 - 08G	30		1	20	41	38.0	29	21	18
BA 30 - 10G	30		1 1/4	20	50	48.5	29	21	20
BA 32 - 10G	32		1 1/4	22	50	48.5	30	21	20
BA 38 - 12G	38		1 1/2	26	55	53.5	36	21	21
BA 40 - 12G	40		1 1/2	28	55	53.5	36	21	21
BA 50 - 16G	50		2	34	70	66.0	37	28	24
BA 81 - 02G	1/8	10.5	1/4	6	19	18.0	21	9	12
BA 82 - 03G	1/4	13.8	3/8	9	22	21.5	22	10	12
BA 83 - 04G	3/8	17.3	1/2	11	27	25.5	24	13	14
BA 84 - 06G	1/2	21.7	3/4	14	32	31.5	26	16	16
BA 85 - 08G	3/4	27.2	1	18	41	38.0	28	18	18
BA 86 - 10G	1	34.0	1 1/4	23	50	48.5	33	21	20
BA 87 - 12G	1 1/4	42.7	1 1/2	29	55	53.5	36	23	21
BA 88 - 16G	1 1/2	48.6	2	33	70	66.0	37	28	24

All dimensions are in millimeters. Dimensions are for reference only, subject to change.