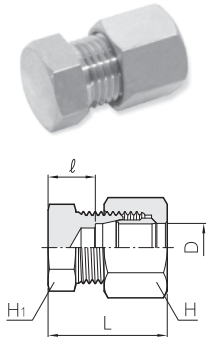
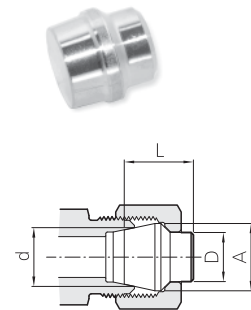


Cap  
**BCA**



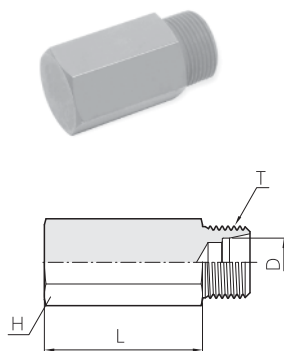
Part No.	Tube O.D. D	Width across flat		ℓ	Approx. L
		H <sub>1</sub>	H		
BCA - 06	6	14	14	11.0	28.5
BCA - 08	8	17	17	12.0	29.5
BCA - 10	10	17	19	13.0	31.5
BCA - 12	12	19	22	13.0	31.5
BCA - 15	15	24	27	14.5	34.5
BCA - 16	16	27	30	16.5	36.5
BCA - 18	18	27	32	16.0	36.5
BCA - 20	20	30	36	16.0	36.5
BCA - 22	22	32	36	16.0	37.5
BCA - 25	25	36	41	15.0	38.5
BCA - 28	28	41	46	18.0	42.0
BCA - 30	30	41	46	18.0	42.5
BCA - 32	32	46	50	19.0	44.5

Plug  
**BP**



Part No.	Tube O.D. D	d	A	ℓ
BP - 06	6	8.0	9.0	13.5
BP - 08	8	10.0	11.0	13.5
BP - 10	10	12.0	13.0	14.5
BP - 12	12	14.0	15.0	14.5
BP - 15	15	17.0	18.0	16.0
BP - 16	16	18.0	19.0	16.0
BP - 18	18	20.0	21.0	17.5
BP - 20	20	22.0	23.0	17.5
BP - 22	22	24.0	25.0	17.5
BP - 25	25	27.4	28.5	19.0
BP - 28	28	30.4	31.5	19.0
BP - 30	30	32.4	33.5	20.0
BP - 32	32	34.4	35.5	20.0

Jig  
**BJ**



Part No.	Tube O.D.		L	H	T
	D				
BJ - 06	6		40	17	M12 X 1.5
BJ - 08	8		40	17	M14 X 1.5
BJ - 10	10		40	17	M16 X 1.5
BJ - 12	12		40	27	M18 X 1.5
BJ - 15	15		40	27	M22 X 1.5
BJ - 16	16		40	27	M24 X 1.5
BJ - 18	18		40	27	M26 X 1.5
BJ - 20	20		40	41	M28 X 1.5
BJ - 22	22		40	41	M30 X 1.5
BJ - 25	25		40	41	M35 X 1.5
BJ - 28	28		40	41	M38 X 1.5
BJ - 30	30		40	41	M40 X 1.5
BJ - 32	32		40	55	M42 X 1.5
BJ - 35	35		40	55	M45 X 1.5
BJ - 38	38		50	55	M48 X 1.5
BJ - 40	40		50	55	M52 X 2.0
BJ - 42	42		50	55	M52 X 2.0
BJ - 50	50		50	65	M64 X 2.0
BJ - 81	1/8	10.5	40	17	M16 X 1.5
BJ - 82	1/4	13.8	40	27	M20 X 1.5
BJ - 83	3/8	17.3	40	27	M26 X 1.5
BJ - 84	1/2	21.7	40	41	M30 X 1.5
BJ - 85	3/4	27.2	40	41	M38 X 1.5
BJ - 86	1	34.0	40	55	M45 X 1.5
BJ - 87	1 1/4	42.7	50	65	M46 X 2.0
BJ - 88	1 1/2	48.6	50	65	M64 X 2.0

All dimensions are in millimeters. Dimensions are for reference only, subject to change.