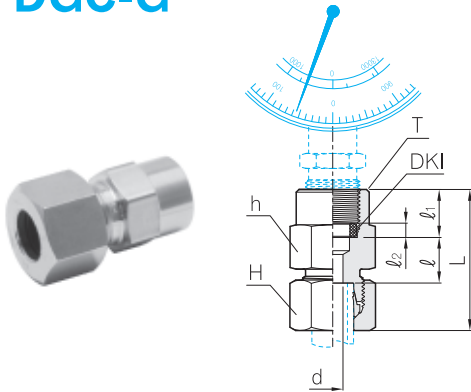


Tube Fittings for DIN 2353 & ISO 8434 part1

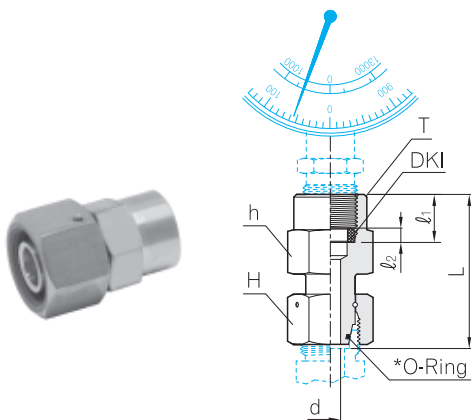
Pressure Gauge Connector(BSP Paralled) with DKI-Ring DGC-G



Series	Part No.	Tube O.D.	d	H	h	L	l ₁	l ₂	T G(PF)	PN(bar)			
										Steel	SS316	BRASS	
L	DGC06L - 02G	6	2.5	14	19	37	7.5	14.5	4.5	1/4	315	315	200
	DGC08L - 02G	8	5.5	17	19	37	7.5	14.5	4.5	1/4	315	315	200
	DGC10L - 02G	10	5.5	19	19	38	8.5	14.5	4.5	1/4	315	315	200
	DGC12L - 02G	12	5.5	22	19	38	8.5	14.5	4.5	1/4	315	315	200
S	DGC06S - 04G	6	3.5	17	27	46	11.0	20.0	5.0	1/2	630	630	400
	DGC08S - 04G	8	3.5	19	27	46	11.0	20.0	5.0	1/2	630	630	400
	DGC10S - 04G	10	7.0	22	27	47	10.5	20.0	5.0	1/2	630	630	400
	DGC12S - 04G	12	7.0	24	27	47	10.5	20.0	5.0	1/2	630	630	400

Dimensions are given approximate length with tightened nut.

Swivel Gauge Adaptor(BSP Paralled) with cone and DKI-Ring DGE-G



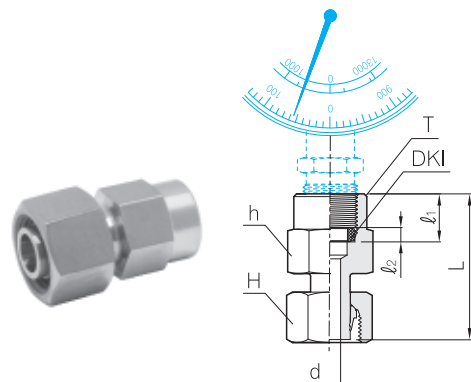
Series	Part No.	Tube O.D.	d	H	h	L	l ₁	l ₂	T G(PF)	PN(bar)	
										Steel	SS316
L	DGE 06L - 02G	6	2.5	14	19	35.5	14.5	4.5	1/4	315	315
	DGE 08L - 02G	8	4.0	17	19	35.5	14.5	4.5	1/4	315	315
	DGE 10L - 02G	10	5.5	19	19	36.0	14.5	4.5	1/4	315	315
	DGE 12L - 02G	12	5.5	22	19	36.0	14.5	4.5	1/4	315	315
S	DGE 06S - 04G	6	2.5	17	27	42.5	20.0	5.0	1/2	630	630
	DGE 08S - 04G	8	4.0	19	27	43.0	20.0	5.0	1/2	630	630
	DGE 10S - 04G	10	6.0	22	27	43.5	20.0	5.0	1/2	630	630
	DGE 12S - 04G	12	7.0	24	27	45.0	20.0	5.0	1/2	630	630
	DGE 06S - 02G	6	2.5	17	19	35.5	14.5	4.5	1/4	630	630
	DGE 08S - 02G	8	4.0	19	19	35.5	14.5	4.5	1/4	630	630
	DGE 10S - 02G	10	6.0	22	19	36.0	14.5	4.5	1/4	630	630
	DGE 12S - 02G	12	7.0	24	19	39.0	14.5	4.5	1/4	630	630

Dimensions are given approximate length with tightened nut.

Please refer to final assembly instructions on page 67.

* The standard O-Ring material is NBR(e.g. Perbunan®) however FPM(e.g. Viton®) is also available on request (See Page 3).

Gauge Adaptor(BSP Paralled) with Standpipe and DKI-Ring DGA-G



Series	Part No.	Tube O.D.	d	H	h	L	l ₁	l ₂	T G(PF)	PN(bar)	
										Steel	SS316
L	DGA 06L - 02G	6	3.5	14	19	38.0	14.5	4.5	1/4	315	315
	DGA 08L - 02G	8	5.5	17	19	38.0	14.5	4.5	1/4	315	315
	DGA 10L - 02G	10	7.5	19	19	39.5	14.5	4.5	1/4	315	315
	DGA 12L - 02G	12	9.0	22	19	40.5	14.5	4.5	1/4	315	315
S	DGA 06S - 04G	6	3.5	17	27	45.0	20.0	5.0	1/2	630	630
	DGA 08S - 04G	8	4.5	19	27	45.0	20.0	5.0	1/2	630	630
	DGA 10S - 04G	10	6.5	22	27	47.0	20.0	5.0	1/2	630	630
	DGA 12S - 04G	12	7.5	24	27	47.5	20.0	5.0	1/2	630	630

Please refer to final assembly instructions on page 67.

All dimensions are in millimeters reference only, subject to change.