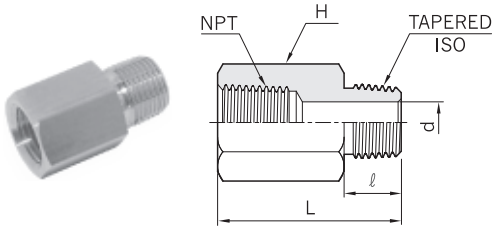


Instrument Thread Fittings

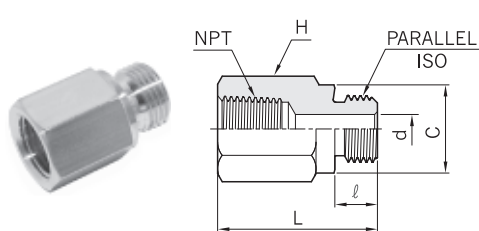
Adapter H-MFAA



Female NPT to Male ISO Tapered.

Part No.	NPT Thread Size	BSP/ISO Thread Size	L	ℓ	d	H Width Across Flat	Pressure Rating			
							SS316 Carbon Steel		Brass	
							psig	bar	psig	bar
H - MFAA - 2RN	1/8	1/8-28 7/1	27.4	9.7	4.8	14.20	6,500	447	3,200	220
H - MFAA - 4RN	1/4	1/4-19 7/1	35.8	14.2	7.1	19.05	6,600	454	3,300	227
H - MFAA - 6RN	3/8	3/8-19 7/1	37.6	14.2	9.7	22.20	5,300	365	2,600	179
H - MFAA - 8RN	1/2	1/2-14 7/1	49.0	19.1	11.9	26.90	4,900	337	2,400	165
H - MFAA - 12RN	3/4	3/4-14 7/1	50.3	19.1	15.7	31.80	4,600	316	2,300	158
H - MFAA - 16RN	1	1-11 7/1	58.0	23.9	22.3	41.20	4,400	303	2,200	151

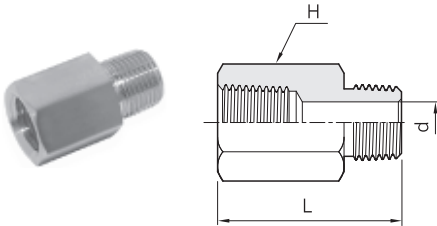
Adapter H-MFAB



Female NPT Male ISO Parallel

Part No.	NPT Thread Size	BSP/ISO Thread Size	L	ℓ	C	d	H Width Across Flat	Pressure Rating			
								SS316 Carbon Steel		Brass	
								psig	bar	psig	bar
H - MFAB - 2GN	1/8	1/8-28 228/1	24.9	7.1	13.7	4.1	14.20	6,500	447	3,200	220
H - MFAB - 4GN	1/4	1/4-19 228/1	33.3	11.2	17.8	5.8	19.05	6,600	454	3,300	227
H - MFAB - 6GN	3/8	3/8-19 228/1	37.8	11.2	21.8	7.9	22.20	5,300	365	2,600	179
H - MFAB - 8GN	1/2	1/2-14 228/1	43.9	14.2	26.1	11.9	26.90	4,900	337	2,400	165
H - MFAB - 12GN	3/4	3/4-14 228/1	50.8	15.7	31.5	15.7	33.30	4,600	316	2,300	158
H - MFAB - 16GN	1	1-11 228/1	53.1	18.3	38.9	19.8	41.20	4,400	303	2,200	151

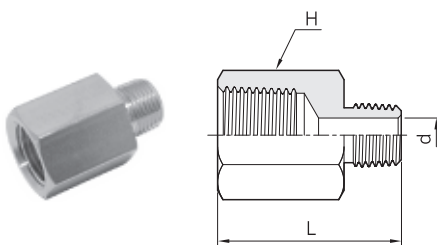
Adapter H-MFAA



Female NPT to Same Size Male NPT.

Part No.	Pipe Size	L	d	H Width Across Flat	Pressure Rating			
					SS316 Carbon Steel		Brass	
					psig	bar	psig	bar
H - MFAA - 2N	1/8	27.4	4.8	14.20	6,500	447	3,200	220
H - MFAA - 4N	1/4	35.6	7.1	19.05	6,600	454	3,300	227
H - MFAA - 6N	3/8	37.8	9.6	22.20	5,300	365	2,600	179
H - MFAA - 8N	1/2	49.0	11.9	26.90	4,900	337	2,400	165
H - MFAA - 12N	3/4	50.3	15.7	31.70	4,600	316	2,300	158
H - MFAA - 16N	1	58.0	22.3	41.20	4,400	303	2,200	151

Reducing Adapter H-MFAC



Female NPT to Reduced Male NPT.

Part No.	Female Pipe Size	Male Pipe Size	L	d	H Width Across Flat	Pressure Rating			
						SS316 Carbon Steel		Brass	
						psig	bar	psig	bar
H - MFAC 2 - 4N	1/4	1/8	31.5	4.8	19.05	6,600	454	3,300	227
H - MFAC 2 - 6N	3/8	1/8	33.5	4.8	22.20	5,300	365	2,600	179
H - MFAC 4 - 6N	3/8	1/4	37.8	7.1	22.20	5,300	365	2,600	179
H - MFAC 2 - 8N	1/2	1/8	40.0	4.8	26.90	4,900	337	2,400	165
H - MFAC 4 - 8N	1/2	1/4	44.5	7.1	26.90	4,900	337	2,400	165
H - MFAC 6 - 8N	1/2	3/8	44.5	9.6	26.90	4,900	337	2,400	165
H - MFAC 4 - 12N	3/4	1/4	45.7	7.1	31.80	4,600	316	2,300	158
H - MFAC 6 - 12N	3/4	3/8	45.7	9.6	31.80	4,600	316	2,300	158
H - MFAC 8 - 12N	3/4	1/2	51.1	11.9	31.80	4,600	316	2,300	158
H - MFAC 4 - 16N	1	1/4	50.8	7.1	41.20	4,400	303	2,200	151
H - MFAC 8 - 16N	1	1/2	55.3	11.9	41.20	4,400	303	2,200	151
H - MFAC16 - 16N	1	1	54.9	15.7	41.20	4,400	303	2,200	151

All dimensions are in millimeters unless otherwise specified. Dimensions are for reference only, subject to change.