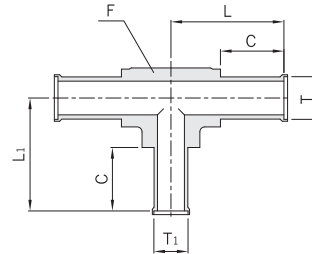
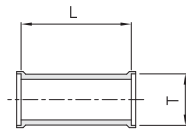


Long Reducing Tee with Shoulder
H-MT-A



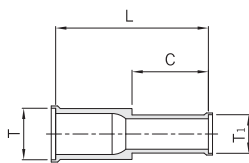
Part No.	T Tube O.D.	Wall Thickness	T ₁ Tube O.D.	Wall Thickness	L		L ₁		C		F Body Flat	Working Pressure	
					mm	in.	mm	in.	mm	in.		in.	psig
H-MT 6- 4A	3/8	0.035 in.	1/4	0.035 in.	30.5	1.20	31.2	1.23	19.05	0.75	7/16	3300	227
H-MT 8- 4A	1/2	0.049 in.			34.0	1.34	34.5	1.36				11/16	3700
H-MT 8- 6A			3/4	0.049 in.	3/8	0.049 in.	37.1	1.46	37.1	1.46	15/16	2400	165
H-MT12- 6A	37.1	1.46					37.1	1.46	11/16	200			
H-MT12- 8A	12mm	1.0 mm	6mm	1.0 mm	34.0	1.34	34.0	1.34	11/16	200	227		

Union with Shoulder
H-MU-A



Part No.	T Tube O.D.	Wall Thickness	L		Working Pressure	
			mm	in.	psig	bar
H-MU- 4A	1/4	0.035 in.	24.4	0.96	5100	351
H-MU- 6A	3/8		23.8	0.94	3300	227
H-MU- 8A	1/2	0.049 in.	23.4	0.92	3700	254
H-MU-12A	3/4				2400	165
H-MU-16A	1	0.065 in.	29.8	1.17	6095	420
H-MU- 6MA	6mm	1.0 mm	30.8	1.21		
H-MU- 8MA	8mm		30.2	1.19	3483	240
H-MU-10MA	10mm		29.8	1.17	2902	200
H-MU-12MA	12mm					
H-MU-18MA	18mm	1.5 mm				

Reducing Union with Shoulder
H-MU-A



Part No.	T Tube O.D.	Wall Thickness	T ₁ Tube O.D.	Wall Thickness	L		C		Working Pressure			
					mm	in.	mm	in.	psig	bar		
H-MU 6-4A	3/8	0.035 in.	1/4	0.035 in.	38.8	1.53	18.6	0.73	3300	227		
H-MU 8-4A	1/2	0.049 in.			38.6	1.52			3700	254		
H-MU 8-6A					3/8		38.3	1.51	18.3	0.72	3300	227
H-MU 8M-6MA	8mm	1.0 mm	6mm	1.0 mm	38.6	1.52	18.6	0.73	4499	310		
H-MU12M-6MA	12mm		8mm						18.3	0.72	2902	200
H-MU12M-8MA												

Dimensions are reference only, subject to change.