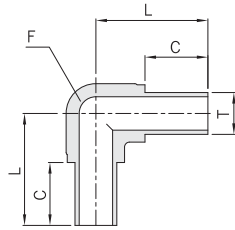
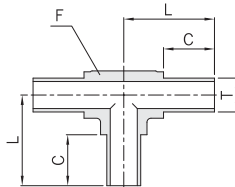


Long Elbow
H-ML



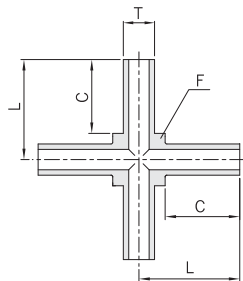
Part No.	T Tube O.D.	Wall Thickness	L		C		F Body Flat in.	Working Pressure			
			mm	in.	mm	in.		psig	bar		
H-ML- 4	1/4	0.035 in.	31.2	1.23	19.05	0.75	7/16	5100	351		
H-ML- 6	3/8		30.5	1.20				3300	227		
H-ML- 8	1/2	0.049 in.	34.0	1.34			11/16	3700	254		
H-ML-12	3/4		37.1	1.46			15/16	2400	165		
H-ML-16	1	0.065 in.	47.0	1.85	24.40	0.94	1 1/4	2400	165		
H-ML- 6M	6mm	1.0 mm	31.2	1.23	19.05	0.75	7/16	6095	420		
H-ML- 8M	8mm		30.5	1.20				4499	310		
H-ML-10M	10mm		34.0	1.34			11/16	3483	240		
H-ML-12M	12mm		37.1	1.46			15/16	2902	200		
H-ML-18M	18mm		47.0	1.85			24.40	0.94	1 1/4	2400	165
H-ML- 18M	18mm		1.5 mm	37.6			1.48	37.6	1.48	15/16	2902

Long Tee
H-MT



Part No.	T Tube O.D.	Wall Thickness	L		C		F Body Flat in.	Working Pressure			
			mm	in.	mm	in.		psig	bar		
H-MT- 4	1/4	0.035 in.	31.2	1.23	19.05	0.75	7/16	5100	351		
H-MT- 6	3/8		30.5	1.20				3300	227		
H-MT- 8	1/2	0.049 in.	34.0	1.34			11/16	3700	254		
H-MT-12	3/4		37.1	1.46			15/16	2400	165		
H-MT-16	1	0.065 in.	47.0	1.85	24.40	0.96	1 1/4	2400	165		
H-MT- 6M	6mm	1.0 mm	31.2	1.23	19.05	0.75	7/16	6095	420		
H-MT- 8M	8mm		30.5	1.20				4499	310		
H-MT-10M	10mm		34.0	1.34			11/16	3483	240		
H-MT-12M	12mm		37.1	1.46			15/16	2902	200		
H-MT-18M	18mm		47.0	1.85			24.40	0.96	1 1/4	2400	165
H-MT- 18M	18mm		1.5 mm	37.6			1.48	37.6	1.48	15/16	2902

Long Cross
H-MX



Part No.	T Tube O.D.	Wall Thickness	L		C		F Body Flat in.	Working Pressure	
			mm	in.	mm	in.		psig	bar
H-MX- 4	1/4	0.035 in.	31.2	1.23	19.05	0.75	7/16	5100	351
H-MX- 6	3/8		30.5	1.20				3300	227
H-MX- 8	1/2	0.049 in.	34.0	1.34			11/16	3700	254
H-MX- 6M	6mm		31.2	1.23			7/16	6095	420
H-MX- 8M	8mm	30.5	1.20	4499	310				
H-MX-10M	10mm	34.0	1.34	5/8	3483	240			
H-MX-12M	12mm	37.1	1.46	15/16	2902	200			

Dimensions are reference only, subject to change.