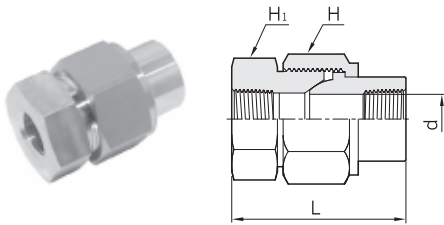


## Instrument Thread Fittings

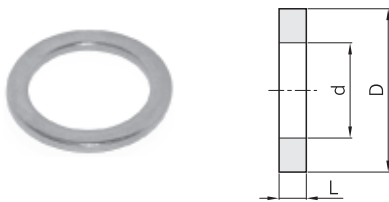
### Union Ball Joint H-SUR



### Female NPT Both Ends.

Part No.	Pipe Size	L	d	H Width Across Flat	H <sub>1</sub> Width Across Flat	Pressure Rating			
						SS316 Carbon Steel		Brass	
						psig	bar	psig	bar
H - SUR - 2N	1/8	45.7	6.9	28.6	23.8	6,500	447	3,200	220
H - SUR - 4N	1/4	59.4	9.1	34.9	30.2	6,600	454	3,300	227
H - SUR - 6N	3/8	63.5	13.2	38.1	33.3	5,300	365	2,600	179
H - SUR - 8N	1/2	68.6	15.7	44.5	41.3	4,900	337	2,400	165
H - SUR - 12N	3/4	79.2	22.4	50.8	47.6	4,600	316	2,300	158
H - SUR - 16N	1	90.4	26.2	63.5	60.3	4,400	303	2,200	151

### ISO Parallel Gasket W-P



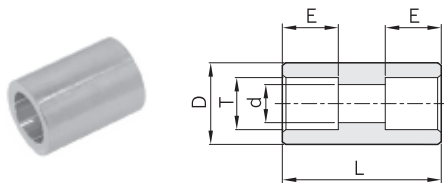
Part No.	Pipe Size	L	D	d
W - P16.0 D10.2 T2.0	1/8	2.0	16.0	10.0
W - P19.5 D13.4 T2.0	1/4	2.0	19.5	14.0
W - P24.0 D17.0 T2.0	3/8	2.0	24.0	17.0
W - P29.0 D21.2 T2.0	1/2	2.0	29.0	22.0
W - P34.5 D27.2 T2.0	3/4	2.0	34.5	27.0
W - P42.0 D34.0 T2.0	1	2.0	42.0	34.0

Used to provide a seal with ISO parallel thread. (Material is Copper only)

All dimensions are in millimeters unless otherwise specified. Dimensions are for reference only, subject to change.

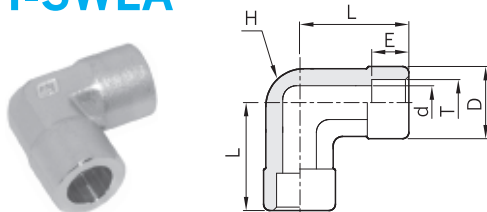
## Instrument Weld Fittings

### Union H-SWFC



Part No.	T Tube O.D	L	D	d	E	Working Pressure SS316	
						psig	bar
H - SWFC - 4T	1/4	19.1	13.0	4.6	7.1	10,000	689
H - SWFC - 6T	3/8	22.4	15.8	7.1	7.9	7,600	523
H - SWFC - 8T	1/2	26.9	19.0	10.2	9.7	6,200	427
H - SWFC - 10T	5/8	30.2	24.0	12.7	10.4	6,400	440
H - SWFC - 12T	3/4	33.3	26.9	15.7	11.2	5,500	378
H - SWFC - 16T	1	36.6	35.0	22.1	15.7	5,200	358

### Union Elbow H-SWLA



Part No.	T Tube O.D	L	D	d	E	H Width Across Flat	Working Pressure SS316	
							psig	bar
H - SWLA - 4T	1/4	21.8	13.4	4.6	7.1	11.1	11,300	778
H - SWLA - 6T	3/8	26.4	15.8	7.1	7.9	12.7	8,400	578
H - SWLA - 8T	1/2	29.7	20.6	10.2	9.7	17.4	7,800	537
H - SWLA - 10T	5/8	36.1	23.8	12.7	10.4	20.6	6,700	461
H - SWLA - 12T	3/4	37.0	28.6	15.7	11.2	25.4	6,700	461
H - SWLA - 16T	1	46.5	35.0	22.1	15.7	31.8	6,100	420