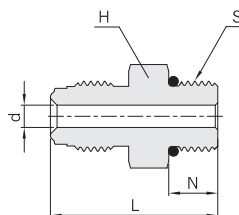


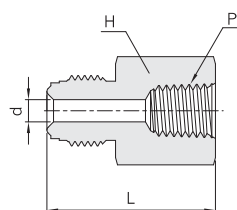
Straight thread O-Ring Seal Male Connector H-ZSC



Part No.	ZCR Size	d		L		N		H	S Straight Thread	O-Ring Uniform Size	Working Pressure psig (bar)		
		mm	in.	mm	in.	mm	in.				in.	NI	SS
H-ZSC4- 6U	1/4	4.55	0.18	33.8	1.33	9.9	0.39	3/4	9/16-18	-906	4500 (310)		
H-ZSC8- 6U	1/2	10.14	0.40	37.6	1.48			12.7			0.50	15/16	7/8-14
H-ZSC8-10U				42.2	1.66								

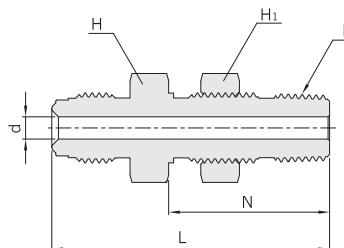
Note : Standard O-Ring is viton other materials are available upon request.

Female NPT Connector H-ZFC



Part No.	ZCR Size	d		L		H	P NPT	Working Pressure psig (bar)		
		mm	in.	mm	in.			in.	NI	SS
H-ZFC 2- 1N	1/8	2.30	0.09	27.9	1.10	7/16	1/16	6700 (461)		
H-ZFC 2- 2N				30.2	1.19	9/16		6500 (447)		
H-ZFC 4- 2N	1/4	4.55	0.18	35.8	1.41	5/8	1/4	8000 (551)		6400 (440)
H-ZFC 4- 4N				39.1	1.54	3/4		6600 (454)		5200 (358)
H-ZFC 8- 6N	1/2	10.14	0.40	44.7	1.76	15/16	3/8	3500 (241)	4300 (296)	2800 (192)
H-ZFC 8- 8N				50.5	1.99	1 1/16	1/2	3000 (206)		3700 (254)
H-ZFC12-12N	3/4	15.70	0.62	59.9	2.36	1 5/16	3/4	2400 (165)	3000 (206)	1900 (130)
H-ZFC16-16N	1	22.10	0.87	63.8	2.51	1 5/8	1			

Bulkhead Male Connector H-ZBMC



Part No.	ZCR Size	d		L		N		H	H1	P NPT	Panel Hole size		Max. Panel Thickness	Working Pressure psig (bar)			
		mm	in.	mm	in.	mm	in.				mm	in.		NI	SS	CU	
H-ZBMC4-4N	1/4	4.55	0.18	56.1	2.21	31.5	1.24	13/16	13/16	1/4	16.7	0.66	9.6	0.38	8000 (551)		6400 (440)
H-ZBMC8-4N	1/2	10.14	0.40	59.4	2.34			15/16							3500 (241)		4370 (301)

Dimensions are reference only, subject to change.