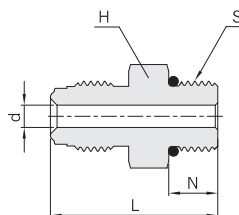


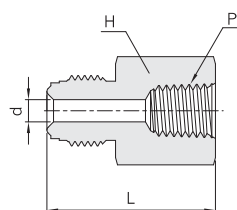
Straight thread O-Ring Seal Male Connector  
**H-ZSC**



| Part No.   | ZCR Size | d     |      | L    |      | N    |      | H   | S<br>Straight Thread | O-Ring Uniform Size | Working Pressure psig (bar) |      |            |
|------------|----------|-------|------|------|------|------|------|-----|----------------------|---------------------|-----------------------------|------|------------|
|            |          | mm    | in.  | mm   | in.  | mm   | in.  |     |                      |                     | in.                         | NI   | SS         |
| H-ZSC4- 6U | 1/4      | 4.55  | 0.18 | 33.8 | 1.33 | 9.9  | 0.39 | 3/4 | 9/16-18              | -906                | 4500 (310)                  |      |            |
| H-ZSC8- 6U | 1/2      | 10.14 | 0.40 | 37.6 | 1.48 |      |      | 1   |                      |                     | 7/8-14                      | -910 | 3500 (241) |
| H-ZSC8-10U |          |       |      | 42.2 | 1.66 | 12.7 | 0.50 |     |                      |                     |                             |      |            |

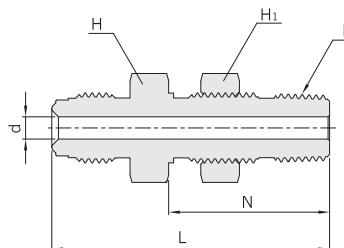
**Note :** Standard O-Ring is viton other materials are available upon request.

Female NPT Connector  
**H-ZFC**



| Part No.    | ZCR Size | d     |      | L    |      | H      | P<br>NPT | Working Pressure psig (bar) |            |            |
|-------------|----------|-------|------|------|------|--------|----------|-----------------------------|------------|------------|
|             |          | mm    | in.  | mm   | in.  |        |          | in.                         | NI         | SS         |
| H-ZFC 2- 1N | 1/8      | 2.30  | 0.09 | 27.9 | 1.10 | 7/16   | 1/16     | 6700 (461)                  |            |            |
| H-ZFC 2- 2N |          |       |      | 30.2 | 1.19 | 9/16   |          | 6500 (447)                  |            |            |
| H-ZFC 4- 2N | 1/4      | 4.55  | 0.18 | 35.8 | 1.41 | 5/8    | 1/4      | 8000 (551)                  | 6400 (440) |            |
| H-ZFC 4- 4N |          |       |      | 39.1 | 1.54 | 3/4    |          | 6600 (454)                  | 5200 (358) |            |
| H-ZFC 8- 6N | 1/2      | 10.14 | 0.40 | 44.7 | 1.76 | 15/16  | 3/8      | 3500 (241)                  | 4300 (296) | 2800 (192) |
| H-ZFC 8- 8N |          |       |      | 50.5 | 1.99 | 1 1/16 | 1/2      |                             |            |            |
| H-ZFC12-12N | 3/4      | 15.70 | 0.62 | 59.9 | 2.36 | 1 5/16 | 3/4      | 3000 (206)                  | 3700 (254) | 2400 (165) |
| H-ZFC16-16N | 1        | 22.10 | 0.87 | 63.8 | 2.51 | 1 5/8  | 1        | 2400 (165)                  | 3000 (206) | 1900 (130) |

Bulkhead Male Connector  
**H-ZBMC**



| Part No.   | ZCR Size | d     |      | L    |      | N    |      | H     | H1    | P<br>NPT | Panel Hole size |            | Max. Panel Thickness | Working Pressure psig (bar) |            |            |  |
|------------|----------|-------|------|------|------|------|------|-------|-------|----------|-----------------|------------|----------------------|-----------------------------|------------|------------|--|
|            |          | mm    | in.  | mm   | in.  | mm   | in.  |       |       |          | mm              | in.        |                      | NI                          | SS         | CU         |  |
| H-ZBMC4-4N | 1/4      | 4.55  | 0.18 | 56.1 | 2.21 | 31.5 | 1.24 | 13/16 | 13/16 | 1/4      | 16.7            | 0.66       | 9.6                  | 0.38                        | 8000 (551) | 6400 (440) |  |
| H-ZBMC8-4N | 1/2      | 10.14 | 0.40 | 59.4 | 2.34 |      |      | 15/16 |       |          | 3500 (241)      | 4370 (301) | 2800 (192)           |                             |            |            |  |

Dimensions are reference only, subject to change.