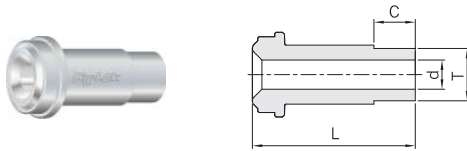
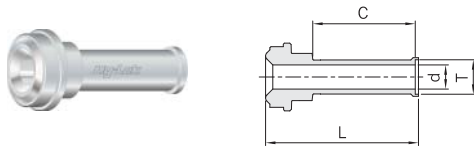


Mini Long Tube Weld Gland H-ZMLG



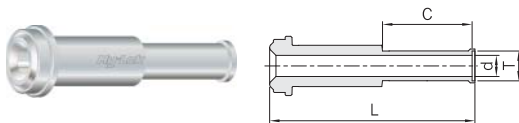
| Part No. | ZCR Size | T Tube O.D. | Nominal Wall Thickness | d | | L | | C | | Working Pressure psig (bar) | | |
|------------|----------|-------------|------------------------|-------|------|------|------|------|------|-----------------------------|------------|----|
| | | | | mm | in. | mm | in. | mm | in. | NI | SS | CU |
| H-ZMLG- 4 | 1/4 | 1/4 | 0.035 in. | 4.55 | 0.18 | 30.5 | 1.20 | 6.35 | 0.25 | 5100 (351) | | |
| H-ZMLG- 6 | 1/2 | 3/8 | | 7.67 | 0.30 | 32.8 | 1.29 | | | 3300 (227) | 2600 (179) | |
| H-ZMLG- 8 | | 1/2 | 0.049 in. | 10.14 | 0.40 | | | | | 3500 (241) | 2800 (192) | |
| H-ZMLG- 6M | 1/4 | 6mm | 1.0 mm | 4.06 | 0.16 | 31.0 | 1.22 | | | 6800 (468) | 5400 (372) | |
| H-ZMLG- 8M | | 8mm | | 6.12 | 0.24 | 31.2 | 1.23 | | | 4900 (337) | | |
| H-ZMLG-10M | 1/2 | 10mm | | 8.12 | 0.32 | 32.8 | 1.29 | | | 3500 (241) | 2800 (192) | |
| H-ZMLG-12M | | 12mm | | 9.96 | 0.39 | 33.8 | 1.33 | | | 3100 (213) | 2400 (165) | |

Short Tube Weld Gland with Shoulder H-ZSG-A



| Part No. | ZCR Size | T Tube O.D. | Nominal Wall Thickness | d | | L | | C | | Working Pressure psig (bar) | | |
|------------|----------|-------------|------------------------|-------|------|------|------|-------|------|-----------------------------|------------|----|
| | | | | mm | in. | mm | in. | mm | in. | NI | SS | CU |
| H-ZSG- 4A | 1/4 | 1/4 | 0.035 in. | 4.55 | 0.18 | 28.4 | 1.12 | 19.05 | 0.75 | 5100 (351) | | |
| H-ZSG- 6A | 1/2 | 3/8 | | 7.67 | 0.30 | 29.2 | 1.15 | | | 3300 (227) | 2600 (179) | |
| H-ZSG- 8A | | 1/2 | 0.049 in. | 10.14 | 0.40 | 29.5 | 1.16 | | | 3500 (241) | 2800 (192) | |
| H-ZSG- 6MA | 1/4 | 6mm | 1.0 mm | 4.06 | 0.16 | 30.0 | 1.18 | | | 6800 (468) | 5400 (372) | |
| H-ZSG- 8MA | | 8mm | | 6.12 | 0.24 | 30.2 | 1.19 | | | 4900 (337) | | |
| H-ZSG-10MA | 1/2 | 10mm | | 8.12 | 0.32 | 31.0 | 1.22 | | | 3500 (241) | 2800 (192) | |
| H-ZSG-12MA | | 12mm | | 9.96 | 0.39 | 30.5 | 1.20 | | | 3100 (213) | 2400 (165) | |

Long Tube Weld Gland with Shoulder H-ZLG-A



| Part No. | ZCR Size | T Tube O.D. | Nominal Wall Thickness | d | | L | | C | | Working Pressure psig (bar) | | | |
|-------------|----------|-------------|------------------------|--------|-------|------|------------|------------|------------|-----------------------------|------------|------------|------------|
| | | | | mm | in. | mm | in. | mm | in. | NI | SS | CU | |
| H-ZLG - 4A | 1/4 | 1/4 | 0.035 in. | 4.55 | 0.18 | 43.7 | 1.72 | 19.05 | 0.75 | 5100 (351) | | | |
| H-ZLG8- 4A | 1/2 | | | | | 46.2 | 1.82 | | | 3500 (241) | 2800 (192) | | |
| H-ZLG - 6A | | 3/8 | 7.67 | 0.30 | | | 3300 (227) | | | 2600 (179) | | | |
| H-ZLG - 8A | 1/2 | 0.049 in. | 10.14 | 0.40 | 46.5 | 1.83 | 3500 (241) | | | 2800 (192) | | | |
| H-ZLG -12A | 3/4 | 3/4 | 16.50 | 0.65 | 52.6 | 2.07 | 2400 (165) | | | 1900 (130) | | | |
| H-ZLG -16A | 1 | 1 | 0.065 in. | 22.10 | 0.87 | 65.3 | 2.57 | | | 24.40 | 0.87 | 6800 (468) | 5400 (372) |
| H-ZLG - 6MA | 1/4 | 6mm | 1.0 mm | 4.06 | 0.16 | 43.7 | 1.72 | | | 19.05 | 0.75 | 4900 (337) | |
| H-ZLG - 8MA | | 8mm | | 6.12 | 0.24 | 43.9 | 1.73 | | | | | | |
| H-ZLG -10MA | 1/2 | 10mm | | 8.12 | 0.32 | 46.5 | 1.83 | 3500 (241) | 2800 (192) | | | | |
| H-ZLG -12MA | | 12mm | | 9.96 | 0.39 | | | 3100 (213) | 2400 (165) | | | | |
| H-ZLG -18MA | 3/4 | 18mm | | 1.5 mm | 15.00 | 0.59 | 52.6 | 2.07 | 3000 (206) | | | | |

Dimensions are reference only, subject to change.