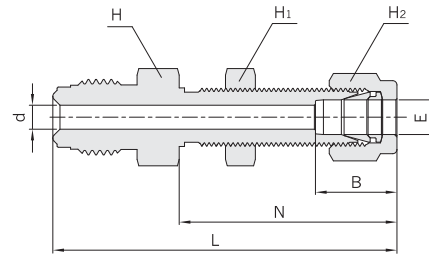


Clean Fittings

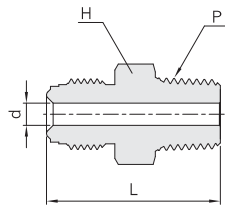
Hy-Lok Tube Fitting Bulkhead Connector H-ZBHC



Part No.	ZCR Size	E Tube O.D.	d		L		B		N		H	H ₁	H ₂	Panel Hole size		Max. Panel Thickness				
			mm	in.	mm	in.	mm	in.	mm	in.				mm	in.	mm	in.			
H-ZBHC4-4	1/4	1/4	4.55	0.18	57.2	2.25	15.2	0.60	33.5	1.32	5/8	5/8	9/16	11.9	15/32	10.2	0.40	8000 (551)	10000 (689)	6400 (440)
H-ZBHC4-4L48					47.8	1.88			26.7	1.05						3.3	0.13			
H-ZBHC8-6	1/2	3/8	7.10	0.28	64.5	2.54	16.8	0.66	36.8	1.45	15/16	3/4	11/16	15.1	19/32	11.1	0.44	3500 (241)	4300 (296)	2800 (192)
H-ZBHC8-8																				

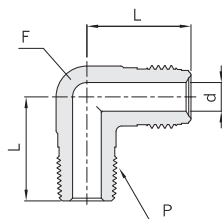
Note : B,N,L are finger - tight dimensions.

Male NPT Connector H-ZMC



Part No.	ZCR Size	d		L		H	P NPT	Working Pressure psig (bar)		
		mm	in.	mm	in.			NI	SS	CU
H-ZMC 2- 1N	1/8	2.30	0.09	27.2	1.07	3/8	1/16	9000 (620)		7200 (496)
H-ZMC 2- 2N							7/16			
H-ZMC 4- 2N	1/4	4.55	0.18	33.3	1.31	5/8	1/8	8000 (551)	10000 (689)	6400 (440)
H-ZMC 4- 4N				37.8	1.49					
H-ZMC 8- 6N	1/2	9.65	0.38	41.9	1.65	15/16	3/8	3500 (241)	4300 (296)	2800 (192)
H-ZMC 8- 8N							10.14			
H-ZMC12-12N	3/4	15.70	0.62	55.6	2.19	1 5/8	3/4	3000 (206)	3700 (254)	2400 (165)
H-ZMC16-16N	1	22.10	0.87	62.7	2.47		1	2400 (165)	3000 (206)	1900 (130)

Male NPT Elbow H-ZLMA



Part No.	ZCR Size	d		L		L ₁		P NPT	F	Working Pressure psig (bar)		
		mm	in.	mm	in.	mm	in.			Flat	NI	SS
H-ZLMA4-2N	1/4	4.55	0.18	27.2	1.07	22.1	0.87	1/8	1/2	8000 (551)	10000 (689)	6400 (440)
H-ZLMA4-4N						26.7	1.05				1/4	8000 (551)
H-ZLMA8-6N	1/2	10.14	0.40	36.8	1.45	32.0	1.26	3/8	13/16	3500 (241)	4300 (296)	2800 (192)
H-ZLMA8-8N						36.8	1.45				1/2	

Dimensions are reference only, subject to change.