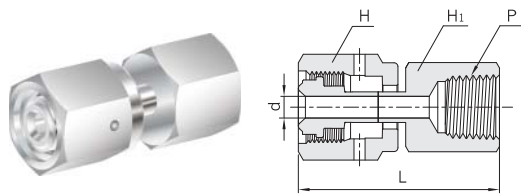
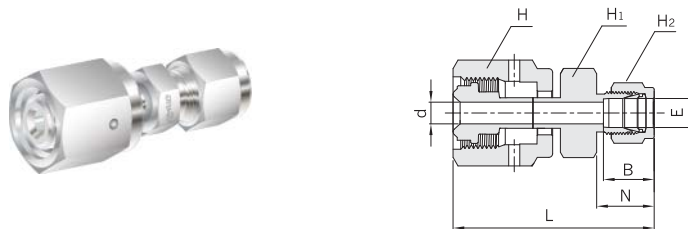


Swivel Female NPT Connector  
**H-ZSFC**



Part No.	ZCR Size	d		L		H	H <sub>1</sub>	P	Working Pressure psig (bar)		
		mm	in.	mm	in.	in.	in.	NPT	NI	SS	CU
H-ZSFC4-4N	1/4	4.55	0.18	45.0	1.77	3/4	3/4	1/4	6600 (454)		5200 (358)
H-ZSFC8-6N	3/8	10.14	0.40	49.5	1.95	1 1/16	7/8	3/8	3500 (241)	4300 (296)	2800 (192)
H-ZSFC8-8N	1/2			55.4	2.18						

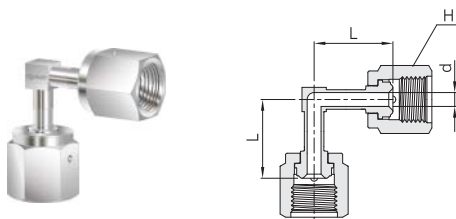
Swivel Hy-Lok Tube Fitting Connector  
**H-ZSMH**



Part No.	Tube O.D.	E Tube O.D.	d		L		B		N		H	H <sub>1</sub>	H <sub>2</sub>	*		
			mm	in.	mm	in.	mm	in.	mm	in.	in.	in.	in.	NI	SS	CU
H-ZSMH4-4	1/4	1/4	4.55	0.18	49.3	1.94	15.2	0.60	17.8	0.70	3/4	1/2	9/16	8000 (551)	10000 (689)	6400 (440)
H-ZSMH4-6		3/8			50.0	1.97	16.8	0.66	19.3	0.76		5/8	11/16	6500 (447)	5200 (358)	
H-ZSMH8-8	1/2	1/2	10.14	0.40	56.6	2.23	22.9	0.90	21.8	0.86	1 1/16	13/16	7/8	3500 (241)	4300 (296)	2800 (192)

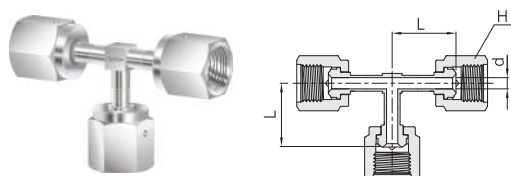
Note : B,N,L are finger - tight dimensions.

Swivel Elbow  
**H-ZSLA**



Part No.	ZCR Size	d		L		H	Working Pressure psig (bar)		
		mm	in.	mm	in.	in.	NI	SS	CU
H-ZSLA-4	1/4	4.55	0.18	25.4	1.00	3/4	5100 (351)		

Swivel Tee  
**H-ZSTA**



Part No.	ZCR Size	d		L		H	Working Pressure psig (bar)		
		mm	in.	mm	in.	in.	NI	SS	CU
H-ZSTA-4	1/4	4.55	0.18	25.4	1.00	3/4	5100 (351)		

Dimensions are reference only, subject to change.