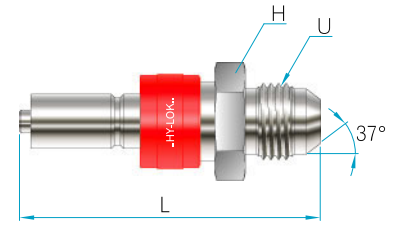


Instrumentation Quick Connectors

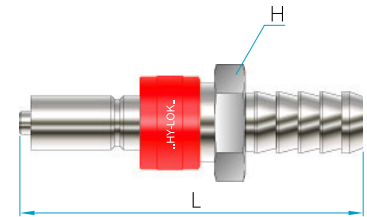
37° Flared Tube Ends

| Part No. | | Tube O.D | Series | U (UNF) | Flow Coefficient (Cv) | | Dimensions | | | | | |
|-----------|-----------|----------|--------|---------|-----------------------|------|------------|------|------|------|-------------------|-------|
| SESO | DESO | | | | SESO | DESO | L | | | | H | |
| | | | | | | | mm | | in. | | Width across flat | |
| Q1SS3F-4T | Q1DS3F-4T | 1/4" | Q1 | 7/16-20 | 0.3 | 0.2 | 56.1 | 2.21 | 57.7 | 2.27 | 15.8 | 5/8 |
| Q2SS3F-6T | Q2DS3F-6T | 3/8" | Q2 | 9/16-18 | 1.0 | 0.5 | 58.8 | 2.31 | 61.9 | 2.44 | 19.1 | 3/4 |
| Q3SS3F-8T | Q3DS3F-8T | 1/2" | Q3 | 3/4 -16 | 2.4 | 1.5 | 70.1 | 2.76 | 75.2 | 2.96 | 23.8 | 15/16 |



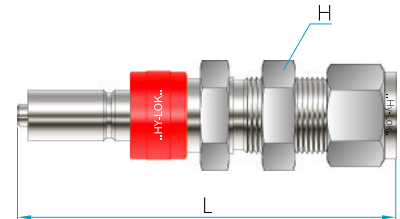
Hose Barb

| Part No. | | Tube O.D | Series | Flow Coefficient (Cv) | | Dimensions | | | | | |
|-----------|-----------|----------|--------|-----------------------|------|------------|------|------|------|-------------------|-------|
| SESO | DESO | | | SESO | DESO | L | | | | H | |
| | | | | | | mm | | in. | | Width across flat | |
| Q1SSHB-4T | Q1DSHB-4T | 1/4" | Q1 | 0.3 | 0.2 | 62.2 | 2.45 | 63.8 | 2.51 | 15.8 | 5/8 |
| Q2SSHB-6T | Q2DSHB-6T | 3/8" | Q2 | 1.0 | 0.5 | 66.8 | 2.63 | 69.9 | 2.75 | 19.1 | 3/4 |
| Q3SSHB-8T | Q3DSHB-8T | 1/2" | Q3 | 2.0 | 1.3 | 77.3 | 3.04 | 82.4 | 3.24 | 23.8 | 15/16 |



Hy-Lok Bulkhead Tube Ends

| Part No. | | Tube O.D | Series | Dimensions | | | | | | | | | |
|------------|------------|----------|--------|------------|------|------|------|--------------------|-------|---------------------|------|-------------------|-------|
| SESO | DESO | | | L | | | | Min Panel Hole Dia | | Max Panel Thickness | | H | |
| | | | | mm | | in. | | mm | | in. | | Width across flat | |
| Q1SSBH- 4T | Q1DSBH- 4T | 1/4" | Q1 | 69.6 | 2.74 | 71.1 | 2.80 | 11.9 | 15/32 | 6.4 | 0.25 | 15.8 | 5/8 |
| Q2SSBH- 6T | Q2DSBH- 6T | 3/8" | Q2 | 74.2 | 2.92 | 78.0 | 3.27 | 15.1 | 19/32 | 6.9 | 0.27 | 19.1 | 3/4 |
| Q3SSBH- 8T | Q3DSBH- 8T | 1/2" | Q3 | 87.1 | 3.43 | 92.2 | 3.63 | 19.8 | 25/32 | 6.6 | 0.26 | 23.8 | 15/16 |
| Q1SSBH- 6M | Q1DSBH- 6M | 6mm | Q1 | 69.6 | 2.74 | 71.1 | 2.80 | 11.9 | 29/64 | 6.4 | 0.25 | 16.0 | - |
| Q2SSBH-10M | Q2DSBH-10M | 10mm | Q2 | 77.7 | 3.06 | 78.7 | 3.10 | 16.7 | 21/32 | 6.9 | 0.27 | 22.0 | - |
| Q3SSBH-12M | Q3DSBH-12M | 12mm | Q3 | 87.1 | 3.43 | 92.2 | 3.63 | 19.6 | 49/64 | 6.6 | 0.26 | 24.0 | - |



Insertion Depth

| Series | Depth | | | |
|--------|-------|------|------|------|
| | SESO | | DESO | |
| | mm | in. | mm | in. |
| Q1 | 27.7 | 1.09 | 29.2 | 1.15 |
| Q2 | 30.0 | 1.18 | 33.0 | 1.30 |
| Q3 | 37.6 | 1.48 | 42.7 | 1.68 |

To calculate overall length in the coupled position, subtract the insertion depth from any overall stem and body combination length.

Red colored stem sleeve : DESO type

Dimensions shown with Hy-Lok nuts in finger-tight position, where applicable.

All dimensions are in millimeters unless otherwise specified. Dimensions are for reference only, subject to change.