



Accessory



Stem Protectors

Part No.	Series	D		H Width across flat	
		mm	in.	mm	in.
Q1SP	Q1	23.1	0.91	15.8	5/8
Q2SP	Q2	26.2	1.03	19.1	3/4
Q3SP	Q3	30.7	1.21	23.8	15/16


Body Protectors

Part No.	Series
Q1BP	Q1
Q2BP	Q2
Q3BP	Q3

Keyed Q Series

Features

- Keyed quick connectors can prevent accident caused by intermixing of different lines in multifluid and multipressure systems.
- Keyed quick connectors are easily able to identify same colored bodies and stems.
- If same colored bodies and stems are not connected, the valve system will not operate.



Q Series Key Numbers and Sleeve Outside Diameter

Key Number	Key Color	Q1				Q2				Q3			
		Body		Stem		Body		Stem		Body		Stem	
		mm	in	mm	in	mm	in	mm	in	mm	in	mm	in
A	Black	24.4	0.96	20.8	0.82	28.7	1.13	25.2	0.99	32.0	1.26	27.9	1.10
B	Orange	25.1	0.99	21.6	0.85	29.5	1.16	25.9	1.02	32.8	1.29	29.0	1.14
C	Green	25.9	1.02	22.4	0.88	30.2	1.19	26.7	1.05	33.5	1.32	29.7	1.17
D	Yellow	26.7	1.05	23.1	0.91	31.0	1.22	27.4	1.08	34.3	1.35	30.5	1.20
E	Blue	27.4	1.08	23.9	0.94	31.5	1.24	28.2	1.11	35.1	1.38	31.2	1.23
F	White	28.2	1.11	24.6	0.97	32.5	1.28	29.0	1.14	35.8	1.41	32.0	1.26
G	Purple	29.0	1.14	25.4	1.00	33.3	1.31	29.7	1.17	36.6	1.44	32.8	1.29
H	Brown	29.7	1.17	26.2	1.03	34.0	1.34	30.5	1.20	37.3	1.47	33.5	1.32

All dimensions are in millimeters unless otherwise specified. Dimensions are for reference only, subject to change.