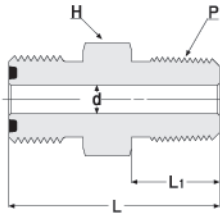


Hy-Lok ZCO O-Ring Face Seal Fittings

Male Connector

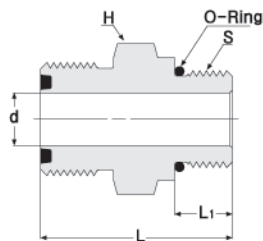
Converts female NPT thread to ZCO gland.



Part Number	ZCO Size in	P Male NPT Size	d	L	L ₁	H Hex Flat	Working Pressure	
			in. (mm)				psig	bar
H-ZCOMC 4- 2N	1/4	1/8"	0.18(4.57)	1.16(29.46)	0.38(9.65)	5/8"	10000	680
H-ZCOMC 4- 4N	1/4	1/4"	0.18(4.57)	1.34(34.04)	0.56(14.22)	5/8"	13400	920
H-ZCOMC 8- 6N	1/2	3/8"	0.38(9.65)	1.46(37.08)	0.56(14.22)	15/16"	7800	530
H-ZCOMC 8- 8N	1/2	1/2"	0.40(10.16)	1.65(41.91)	0.75(19.05)	15/16"	10000	680
H-ZCOMC12-12N	3/4	3/4"	0.62(15.75)	1.75(44.45)	0.75(19.05)	1-5/16"	7300	500
H-ZCOMC16-16N	1	1"	0.87(22.10)	1.97(50.04)	0.94(23.88)	1-5/8"	5300	360

SAE/MS Connector

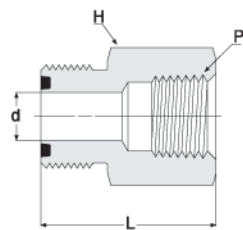
Converts SAE/MS thread boss to ZCO gland.



Part Number	ZCO Size in	S Thread Size	d	L	L ₁	H Hex Flat	O-ring Uniform size Number	Working Pressure	
			in. (mm)					psig	bar
H-ZCOSC 4- 2U	1/4	7/16-20	0.18(4.57)	1.24(31.50)	0.36(9.14)	11/16"	-904	4500	310
H-ZCOSC 4- 6U	1/4	9/16-18	0.18(4.57)	1.17(29.72)	0.39(9.91)	11/16"	-906	4500	310
H-ZCOSC 8- 4U	1/2	7/16-20	0.18(4.57)	1.36(34.54)	0.36(9.14)	15/16"	-904	4500	310
H-ZCOSC 8- 6U	1/2	9/16-18	0.30(7.60)	1.39(35.31)	0.39(9.91)	15/16"	-906	4500	310
H-ZCOSC 8- 8U	1/2	3/4-16	0.40(10.16)	1.47(37.34)	0.44(11.18)	1"	-908	4500	310
H-ZCOSC12-12U	3/4	1-1/16-12	0.62(15.75)	1.73(43.94)	0.59(14.99)	1-3/8"	-912	3600	240
H-ZCOSC16-16U	1	1-5/16-12	0.85(21.60)	1.79(45.47)	0.59(14.99)	1-5/8"	-916	2900	190

Female Connector

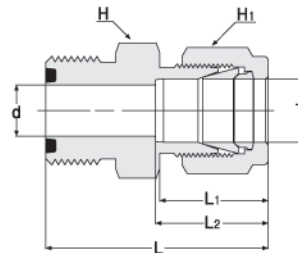
Converts male NPT thread to ZCO gland.



Part Number	ZCO Size in	P Female NPT Size	d	L	H Hex Flat	Working Pressure	
			in. (mm)			psig	bar
H-ZCOFC 4- 2N	1/4	1/8"	0.18(4.57)	1.25(31.75)	5/8"	8400	570
H-ZCOFC 4- 4N	1/4	1/4"	0.18(4.57)	1.39(35.31)	3/4"	6600	450
H-ZCOFC 8- 6N	1/2	3/8"	0.40(10.16)	1.57(39.88)	15/16"	6600	450
H-ZCOFC 8- 8N	1/2	1/2"	0.40(10.16)	1.77(44.96)	1-1/16"	4900	330
H-ZCOFC12-12N	3/4	3/4"	0.62(15.75)	1.93(49.02)	1-5/16"	4600	310
H-ZCOFC16-16N	1	1"	0.87(22.10)	2.02(51.31)	1-5/8"	4400	300

Hy-Lok Tube Fitting Connector

Adapts tubing to ZCO gland.



Part Number	ZCO Size in	T Tube O.D.	d	L	L ₁	L ₂	H Hex Flat	H ₁ Hex Flat	Working Pressure	
			in. (mm)						psig	bar
H-ZCOCC 4- 2	1/4	1/8"	0.09(2.29)	1.38(35.05)	0.60(15.24)	0.51(12.95)	5/8"	7/16"	10900	750
H-ZCOCC 4- 4	1/4	1/4"	0.18(4.57)	1.47(37.34)	0.70(17.78)	0.60(15.24)	5/8"	9/16"	10200	700
H-ZCOCC 8- 6	1/2	3/8"	0.28(7.11)	1.65(41.91)	0.76(19.30)	0.66(16.76)	15/16"	11/16"	6500	440
H-ZCOCC 8- 8	1/2	1/2"	0.40(10.16)	1.78(45.21)	0.87(22.10)	0.90(22.86)	15/16"	7/8"	6700	460
H-ZCOCC12-12	3/4	3/4"	0.62(15.75)	1.86(47.24)	0.87(22.10)	0.96(22.38)	1-5/16"	1-1/8"	5800	390
H-ZCOCC16-16	1	1"	0.87(22.10)	2.06(52.32)	1.04(26.42)	1.23(31.24)	1-5/8"	1-1/2"	4700	320